

8 Technical data DFBa

Type DFBa	Feed rate in l/U	P max. in bar	Flow rate at max. pressure in l/h	Rollers/shoes	Hose interior ø in mm	Solids max. ø in mm	Weight without drive in kg	Connector DN
010	0,024	8	56	Rollers	10	2,5	6	3/8"
013	0,039	8	92	Rollers	13	3,3	6	3/8"
016	0,092	8	200	Rollers	16	4,0	13	3/4"
019	0,12	2	600	Rollers	19	4,8	13	1"
022	0,24	8	375	Rollers	22	5,5	22	1"

8.1 Dimensions DFBa 010 / 013

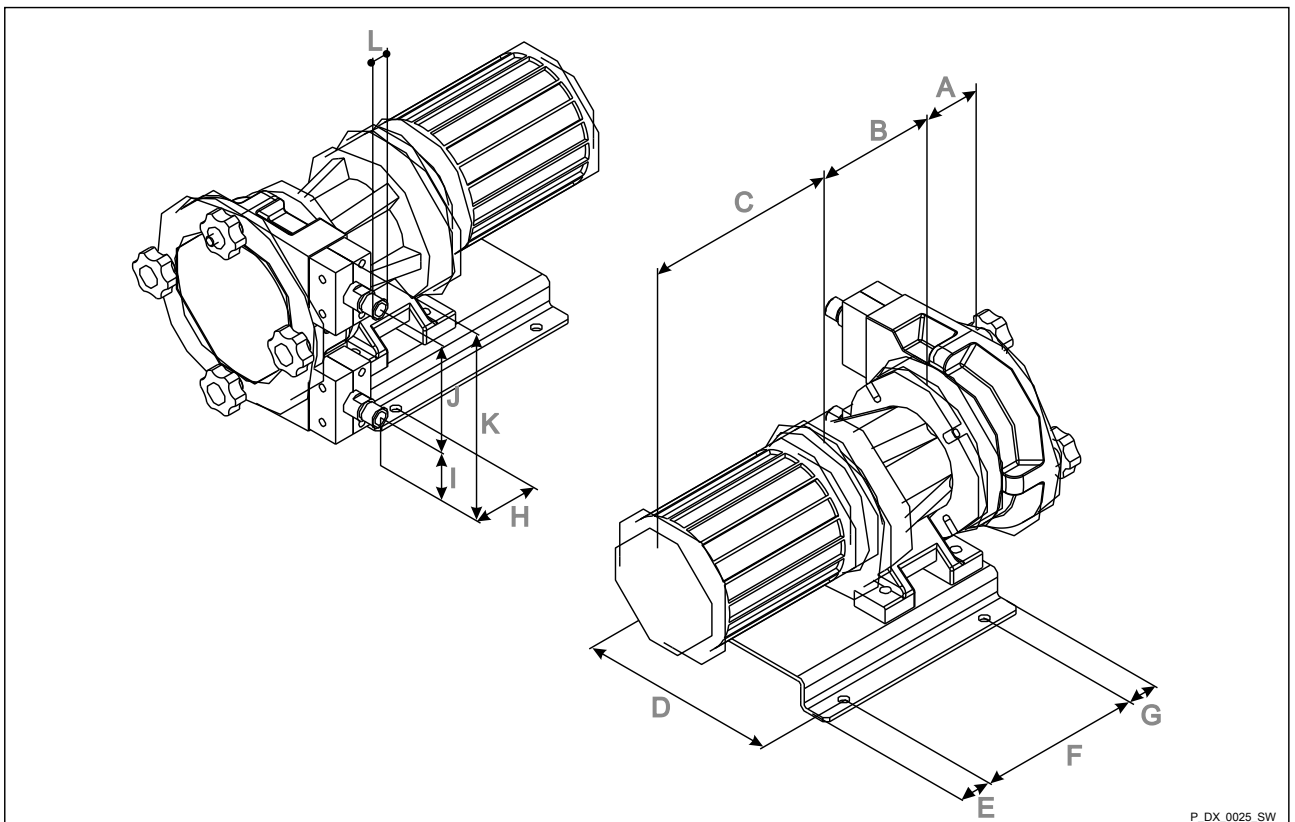
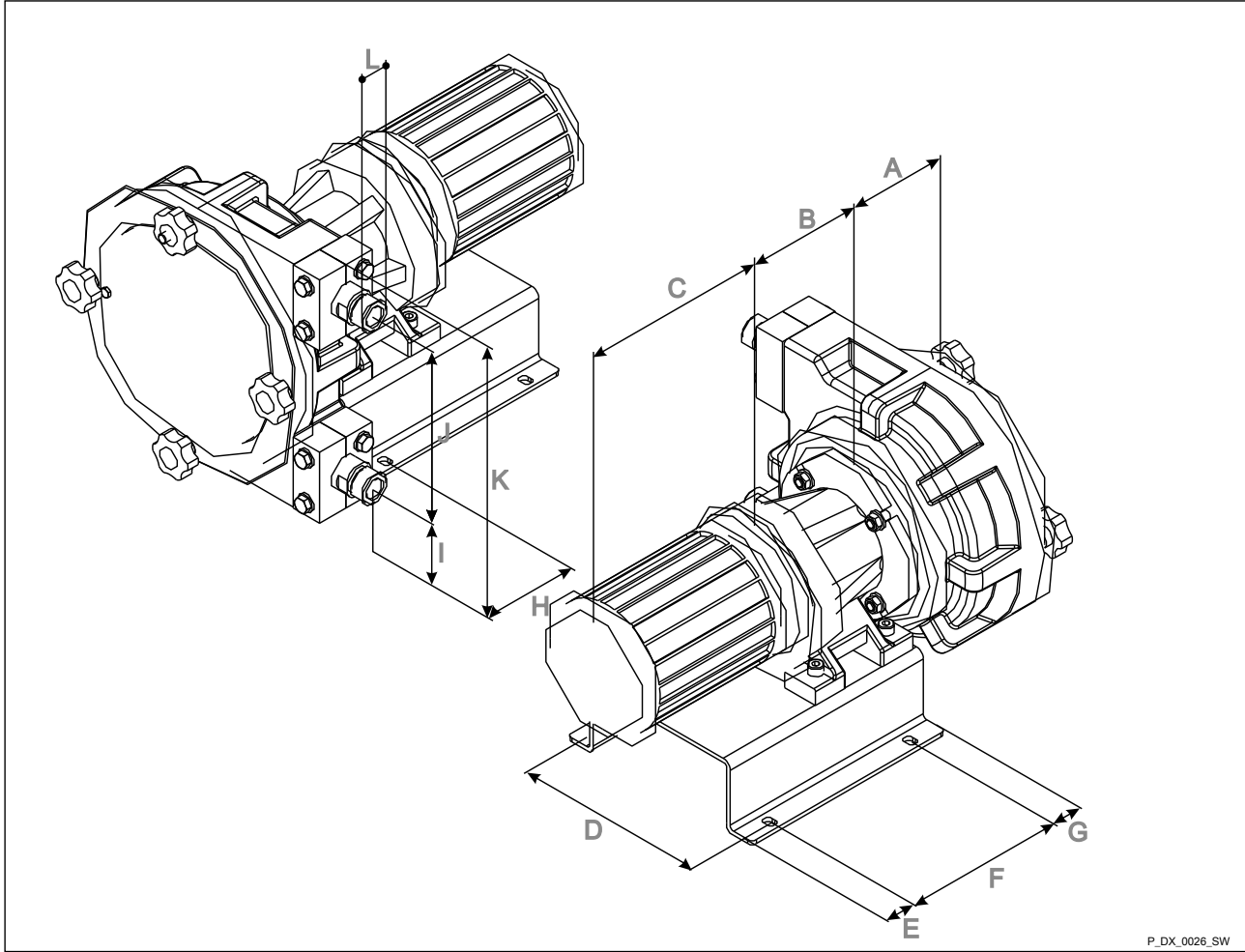


Fig. 12: Dimensions DFBa 010 / 013

A 70 mm
 B *
 C *
 D 190 mm
 E 30 mm
 F 160 mm
 G 30 mm

H 61 mm
 I 60 mm
 J 115 mm
 K 210 mm
 L 3/8" BSP
 * Dependent on selected drive

8.2 Dimensions DFBa 016 / 019



P_DX_0026_SW

Fig. 13: Dimensions DFBa 016 / 019

A	119 mm	H	75 mm
B	*	I	60 mm
C	*	J	170 mm
D	190 mm	K	265 mm
E	30 mm	L	3/4" BSP
F	160 mm	*	Dependent on selected drive
G	30 mm		

8.3 Dimensions DFBa 022

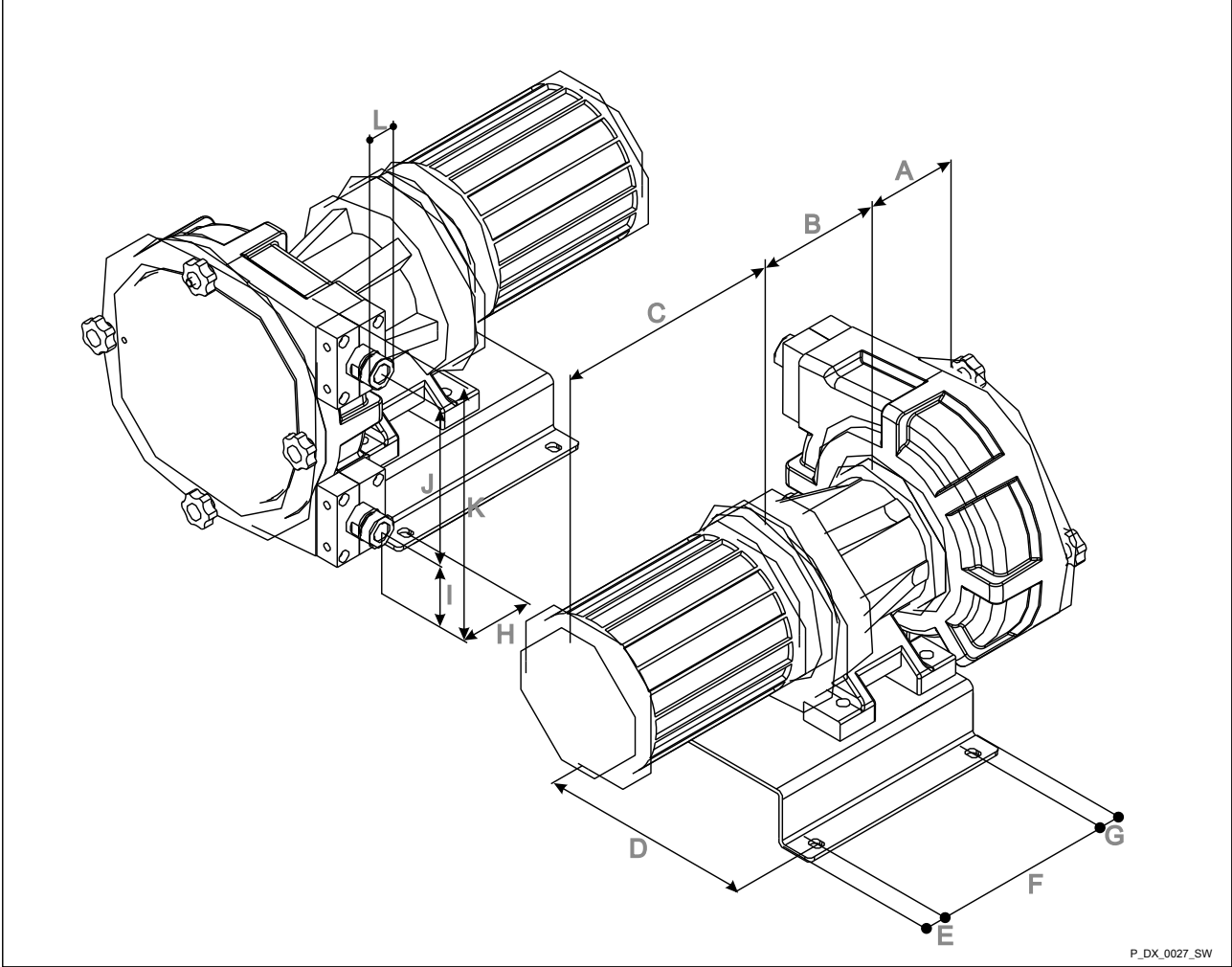


Fig. 14: Dimensions DFBa 022

A	110 mm	H	95 mm
B	*	I	85 mm
C	*	J	210 mm
D	245 mm	K	355 mm
E	25 mm	L	1" BSP
F	175 mm	*	Dependent on selected drive
G	25 mm		